HSF Pb RoHS

Recommended P.C.B Layout(Top Side)
(PCB BOARD TOLERANCE±0.05)

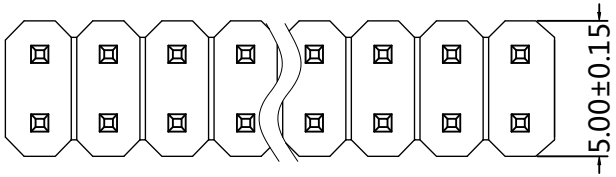

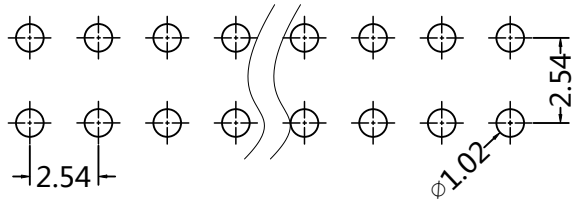

PART NUMBER CODING

PHFS25-32 XX XX X XXX X 1

- No.of Pins: 01-40
- Contact Plating: G0:Gold Flash, G1:3U"Gold, G2:5U"Gold, G3:10U"Gold, G4:15U"Gold, G5:20U"Gold, G6:30U"Gold, S0:Gold Flash/Tin, S1:3U"Gold/Tin, S2:5U"Gold/Tin, S3:10U"Gold/Tin, S4:15U"Gold/Tin, S5:20U"Gold/Tin, S6:30U"Gold/Tin, SN:Tin
- Insulator Material/Colour: A:PBT/Black, B:PA9T/Black, C:PA6T/Black
- Pin length: L=A+B+C
- Packing: B=PE Bag, T=Tube

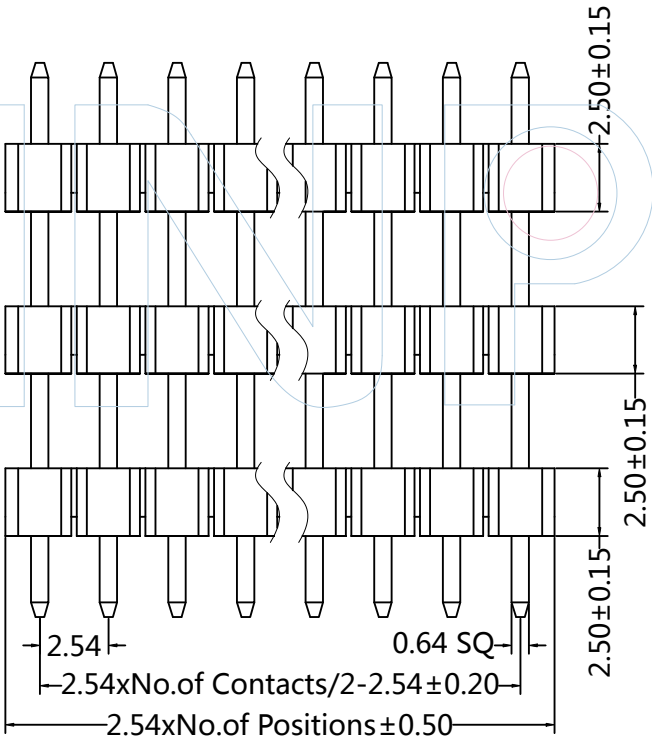

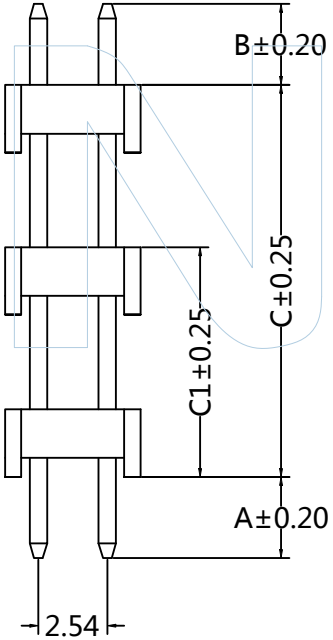

Dinmension antitheses list				
ITEM	A	B	C	C1
Standard	3.00	6.00		
Alternate				

WINPIN
Tel:+86 769 82581808
E-Mail:sales@winpin.net
FAX:+86 769 81766192
Http:www.winpin.net

PART NO: PHFS25-32XXXXXXXXX1

TITLE: PH 2.54mm Dual ROW 180° H=2.5mm Three Plastic

NOTES:
Current Rating:3.0AMP
Withstand Voltage:500V AC/DC
Contact Resistance:20mΩ Max
Insulation Resistance:1000MΩ Min
Operation Temperature:-40℃ to +105℃

Contact Material: Brass
Contact Plating:Au or Sn over Ni
Insulator Material:PA6T/PBT/PA9T+30%GF (UL94V-0)

UNLESS OTHERWISE SPECIFIED DIMENSIONS ARE IN METRIC
TOLERANCES ARE:
DECIMALS X.X:±0.40 X.XX:±0.25 X.XXX:±0.15
Angle ± 3°

SCALE	1:1
UNIT	MM
PROJ.	
SHEET	

REV	DATE	MODIFICATION DESCRIPTIO	DRAW	CHANGE	APPROVE
A0	2015/06/25	NEW	Huan.Tan	———	Huan.Tan