HSF Pb RoHS

Recommended P.C.B Layout(Top Side)
(PCB BOARD TOLERANCE+0.05)

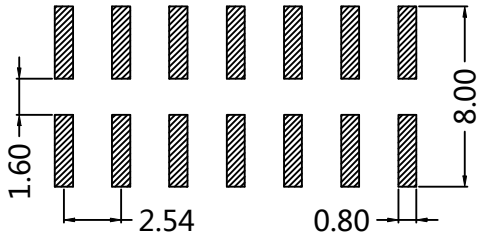

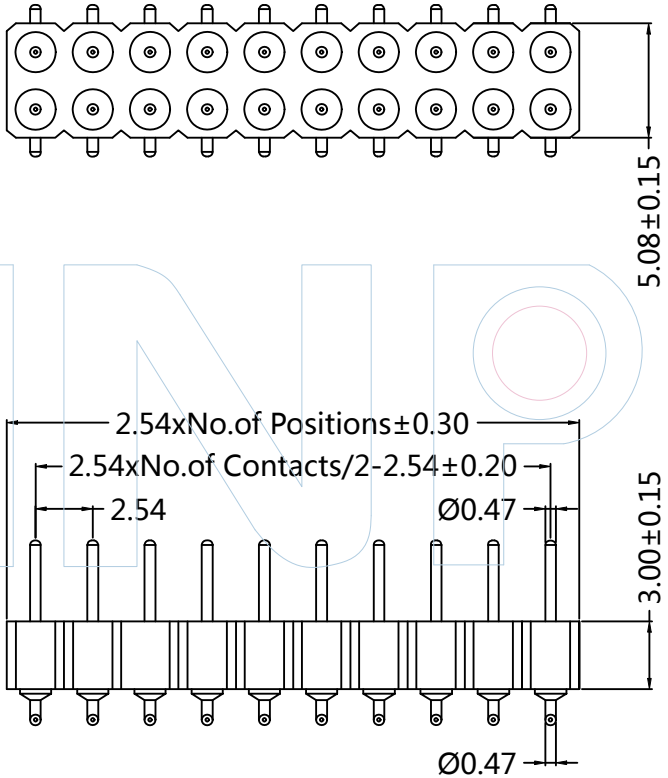

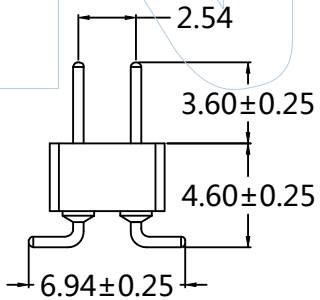

PART NUMBER CODING

MPFM30-2 XX XX X 098 X 1

- XX (No.of Pins): 02-40pin
- XX (Contact Plating):
  - G0:Gold Flash
  - G1:3U"Gold
  - G2:5U"Gold
  - G3:10U"Gold
  - G4:15U"Gold
  - G5:20U"Gold
  - G6:30U"Gold
  - S0:Gold Flash/Tin
  - S1:3U"Gold/Tin
  - S2:5U"Gold/Tin
  - S3:10U"Gold/Tin
  - S4:15U"Gold/Tin
  - S5:20U"Gold/Tin
  - S6:30U"Gold/Tin
  - SN:Tin
- X (Insulator Material/Colour): A:PPS/Black
- X (Packing): A:Tray, B:PE Bag, T:Tube

WINPIN

WINPIN
Tel:+86 769 82581808
E-Mail:sales@winpin.net
FAX:+86 769 81766192
Http:www.winpin.net

PART NO: MPFM30-2XXXXX098X1

TITLE: 2.54mm Machined Pin Header Dual Row 180°SMT H=3.00 L=9.8

NOTES:
Current Rating:.3.0AMP
Contact Resistance:10mΩ Max
Withstand Voltage:1000V AC/DC
Mechanical Life:Min 500 cycles
Connecting Pin:Ø0.47mm
Operation Temperature:-40℃ to +105℃

Material:
Sleeve:Brass
Contact Plating:Au or Sn over Ni
Insulator Material:PPS(UL94V-0)

UNLESS OTHERWISE SPECIFIED DIMENSIONS ARE IN METRIC
TOLERANCES ARE:
DECIMALS Angle
X.X:±0.40 ± 3°
X.XX:±0.25
X.XXX:±0.15

SCALE	1:1
UNIT	MM
PROJ.	
SHEET	

REV	DATE	MODIFICATION DESCRIPTIO	DRAW	CHANGE	APPROVE
A0	2015/06/25	NEW	Nike.TAN	———	Huan.Tan