HSF Pb RoHS

Recommended P.C.B Layout(Top Side)
(PCB BOARD TOLERANCE+0.05)

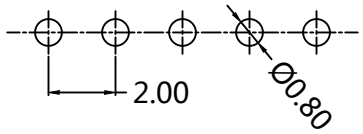

PART NUMBER CODING

MPES28-1 XX XX X 100 X 3

- No.of Pins: 02-40pin
- Contact Plating:
  - G0:Gold Flash
  - G1:3U"Gold
  - G2:5U"Gold
  - G3:10U"Gold
  - G4:15U"Gold
  - G5:20U"Gold
  - G6:30U"Gold
  - S0:Gold Flash/Tin
  - S1:3U"Gold/Tin
  - S2:5U"Gold/Tin
  - S3:10U"Gold/Tin
  - S4:15U"Gold/Tin
  - S5:20U"Gold/Tin
  - S6:30U"Gold/Tin
  - SN:Tin
- Insulator Material/Colour:
  - A:PPS/Black
  - C:PA6T/White
  - H:PPS/White
- Packing:
  - A:Tray
  - B:PE Bag
  - T:Tube

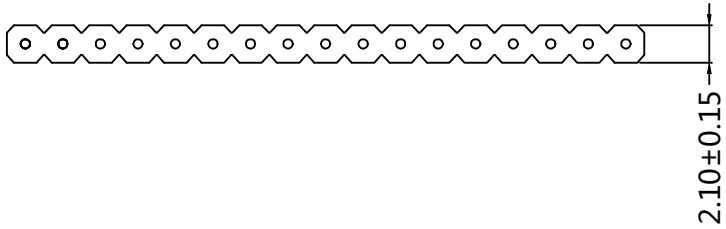

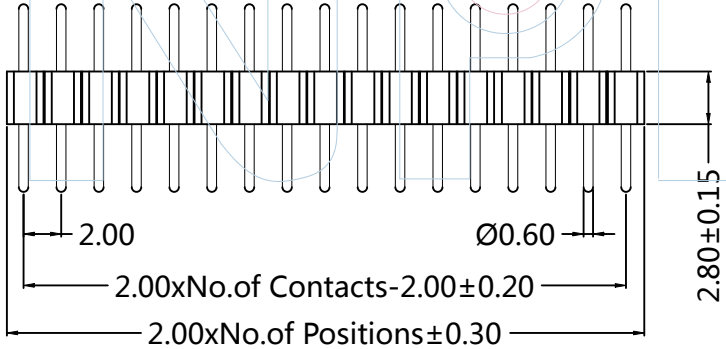

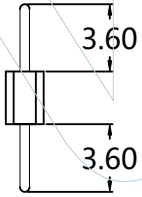

WINPIN
Tel:+86 769 82581808
E-Mail:sales@winpin.net
FAX:+86 769 81766192
Http:www.winpin.net

PART NO: MPES28-1XXXXX100X3

TITLE: 2.00mm Machined Pin Header Single Row 180° H=2.8 L=10.0

NOTES:
Current Rating:.2.0AMP
Contact Resistance:10mΩ Max
Withstand Voltage:1000V AC/DC
Mechanical Life:Min 500 cycles
Connecting Pin:Ø0.60mm
Operation Temperature:-40℃ to +105℃

Material:
Sleeve:Brass
Contact Plating:Au or Sn over Ni
Insulator Material:PPS/PA6T(UL94V-0)

UNLESS OTHERWISE SPECIFIED DIMENSIONS ARE IN METRIC
TOLERANCES ARE:
DECIMALS X.X:±0.40 X.XX:±0.25 X.XXX:±0.15
Angle ± 3°

SCALE	1:1
UNIT	MM
PROJ.	
SHEET	

REV	DATE	MODIFICATION DESCRIPTIO	DRAW	CHANGE	APPROVE
A0	2018/06/25	NEW	Myron.Yuan	———	Myron.Yuan