HSF Pb RoHS

Recommended P.C.B Layout(Top Side)
(PCB BOARD TOL ERANCE±0.05)

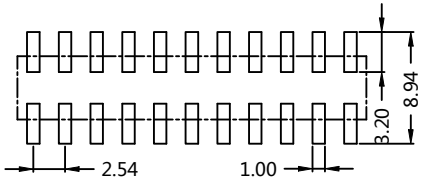

PART NUMBER CODING

MFFM70-2 XX XX X 100 X 1

- XX: No.of Pins 02-40pin
- XX: Contact Plating
  G0:Gold Flash
  G1:3U"Gold
  G2:5U"Gold
  G3:10U"Gold
  G4:15U"Gold
  G5:20U"Gold
  G6:30U"Gold
  S0:Gold Flash/Tin
  S1:3U"Gold/Tin
  S2:5U"Gold/Tin
  S3:10U"Gold/Tin
  S4:15U"Gold/Tin
  S5:20U"Gold/Tin
  S6:30U"Gold/Tin
  SN:Tin
- X: Insulator Material/Colour A:PPS/Black
- X: Packing A:Tray B:PE Bag T:Tube

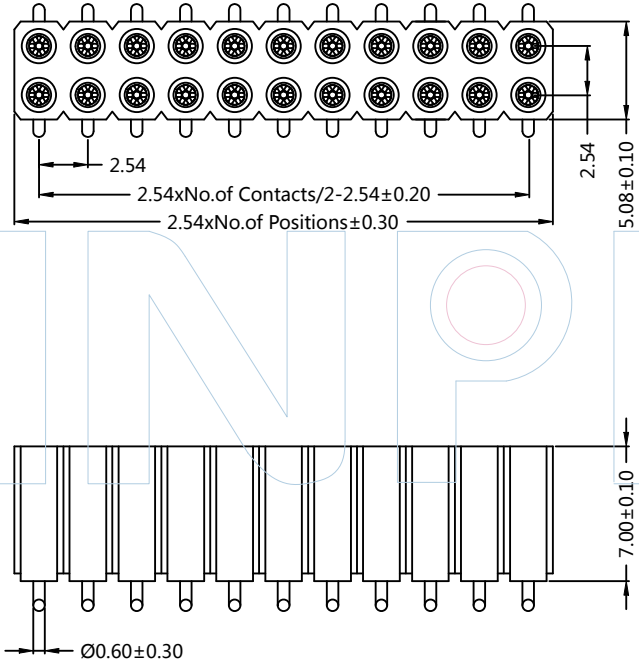

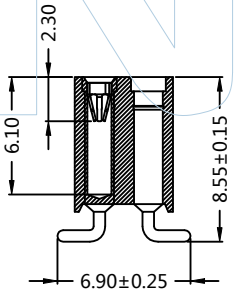

WINPIN

WINPIN
Tel:+86 769 82581808
FAX:+86 769 81766192
E-Mail:sales@winpin.net
Http:www.winpin.net

PART NO: MFFM70-2XXXXX100X1

TITLE:2.54mm Machined Female Header 180°SMT H=7.00 L=10.0mm

NOTES:
Current Rating:3.0AMP
Contact Resistance:10MΩ Max
Withstand Voltage:1000V RMS Min
Mechanical Life:Min 500 cycles
Connecting Pin:Ø0.60mm
Operation TeMFerature:-40℃ to +105℃

Material
Sleeve:Brass
Contact Plating:Au or Sn over Ni
Insulator Material:PPS(UL94V-0)

UNLESS OTHERWISE SPECIFIED DIMENSIONS ARE IN METRIC
TOLERANCES ARE:
DECIMALS Angle
X.X:±0.40 ± 3°
X.XX:±0.25
X.XXX:±0.15

SCALE	1:1
UNIT	MM
PROJ.	
SHEET	

REV	DATE	MODIFICATION DESCRIPTIO	DRAW	CHANGE	APPROVE
A0	2019/06/25	NEW	Jason.Huang		Jason.Huang