HSF Pb RoHS

Recommended P.C.B Layout(Top Side)
(PCB BOARD TOLERANCE+0.05)

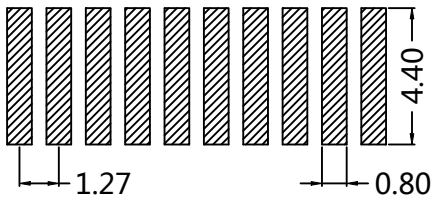

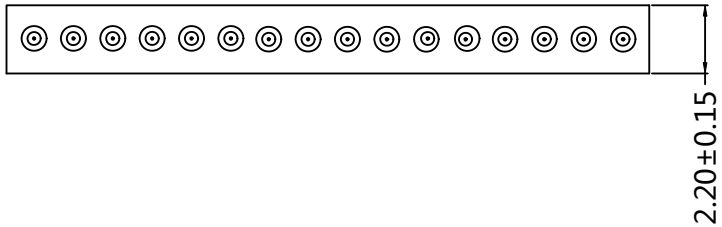

PART NUMBER CODING

MPCZ22-1 XX XX X 102 X 1

- No.of Pins: 02-50pin
- Contact Plating: G0:Gold Flash, G1:3U"Gold, G2:5U"Gold, G3:10U"Gold, G4:15U"Gold, G5:20U"Gold, G6:30U"Gold, S0:Gold Flash/Tin, S1:3U"Gold/Tin, S2:5U"Gold/Tin, S3:10U"Gold/Tin, S4:15U"Gold/Tin, S5:20U"Gold/Tin, S6:30U"Gold/Tin, SN:Tin
- Insulator Material/Colour: A:PPS/Black
- Packing: A:Tray, B:PE Bag, T:Tube

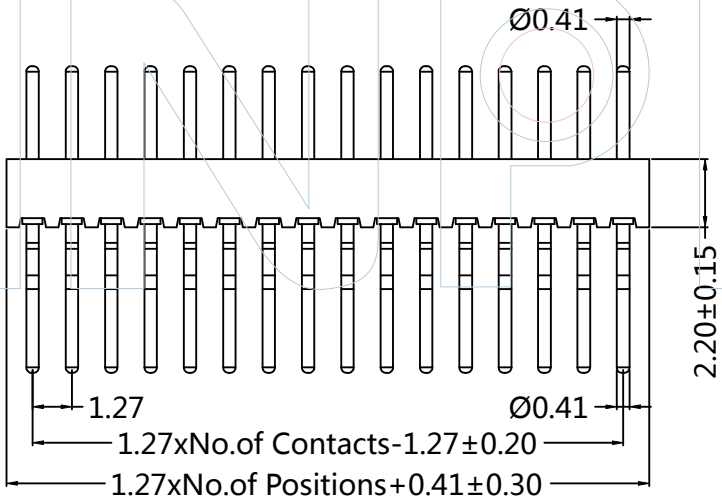

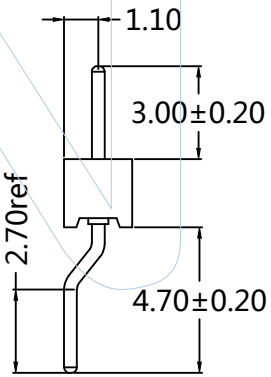

WINPIN
Tel:+86 769 82581808
E-Mail:sales@winpin.net
FAX:+86 769 81766192
Http:www.winpin.net

PART NO: MPCZ22-1XXXXX102X1

TITLE:1.27mm Machined Pin Header Single Row 90° SMT H=2.2 L=10.2

NOTES:
Current Rating:.1.0AMP
Contact Resistance:10mΩ Max
Withstand Voltage:1000V AC/DC
Mechanical Life:Min 500 cycles
Connecting Pin:Ø0.41mm
Operation Temperature:-40℃ to +105℃

Material:
Sleeve:Brass
Contact Plating:Au or Sn over Ni
Insulator Material:PPS(UL94V-0)

UNLESS OTHERWISE SPECIFIED DIMENSIONS ARE IN METRIC
TOLERANCES ARE:
DECIMALS X.X:±0.40 X.XX:±0.25 X.XXX:±0.15
Angle ± 3°

SCALE	1:1
UNIT	MM
PROJ.	
SHEET	

REV	DATE	MODIFICATION DESCRIPTIO	DRAW	CHANGE	APPROVE
A0	2015/06/25	NEW	Huan.Tan	———	Huan.Tan