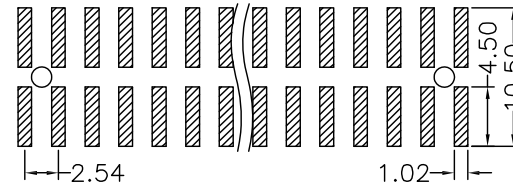




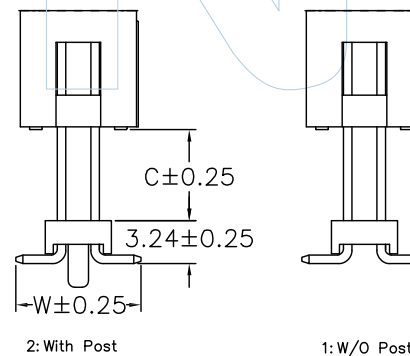
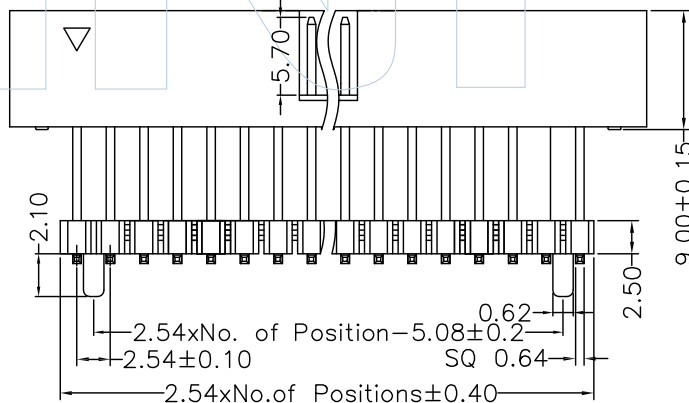
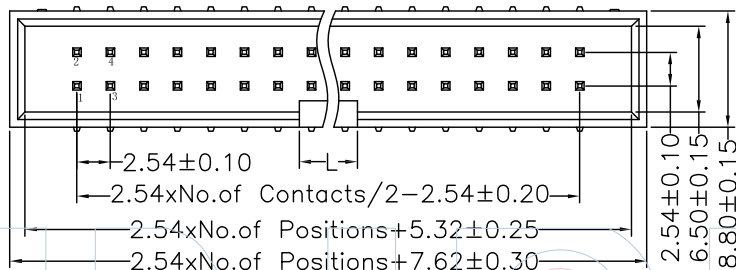
Recommended P.C.B Layout(Top Side)  
(PCB BOARD TOLERANCE±0.05)



### PART NUMBER CODING

**BHFM03- XX XX 2 X X X**

No. of Pins 6-64P	Contact Plating G0:Gold Flash G1:3U*Gold G2:5U*Gold G3:10U*Gold G4:15U*Gold G5:20U*Gold G6:30U*Gold S0:Gold Flash/Tin S1:3U*Gold/Tin S2:5U*Gold/Tin S3:10U*Gold/Tin S4:15U*Gold/Tin S5:20U*Gold/Tin S6:30U*Gold/Tin SN:Tin	Color B:Black U:Blue G:Gray(427C) E:Gray(413C)	Packing A:Tray T:Tube P:Tube+CAP R:Tape&Reel+CAP	Type 1:W/O Post 2:With Post
----------------------	---	--	--	-----------------------------------



Dimension antitheses list

NO. Pin	W	C	L
Standard	9.5		6-8P=4.0
Alternate			10-64P=4.4



Tel:+86 769 82581808 FAX:+86 769 81766192  
E-Mail:sales@winpin.net Http:www.winpin.net

PART NO: BHFM03-XXXX2XXX

TITLE: 2.54 BOX HEADER SMT H=9.0 ADD HOUSING

NOTES:  
Current Rating:3.0AMP  
Withstand Voltage:500V AC/DC  
Contact Resistance:20mΩ Max  
Insulation Resistance:1000MΩ Min  
Operation Temperature:-40°C to +105°C

Contact Material:Brass  
Contact Plating:Au or Sn over Ni  
Insulator Material:PA6T+30%GF(UL94V-0)

UNLESS OTHERWISE SPECIFIED DIMENSIONS ARE IN METRIC TOLERANCES ARE:  
DECIMALS Angle  
X.X:±0.40 ± 3°  
X.XX:±0.25  
X.XXX:±0.15

SCALE	1:1
UNIT	MM
PROJ.	
SHEET	

A0	2015/06/25	NEW	Hua.ZT		Hua.ZT
REV	DATE	MODIFICATION DESCRIPTIO	DRAW	CHANGE	APPROVE