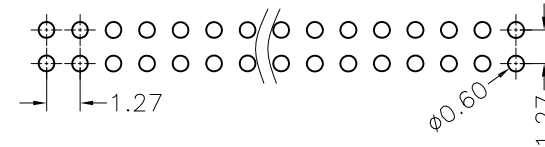


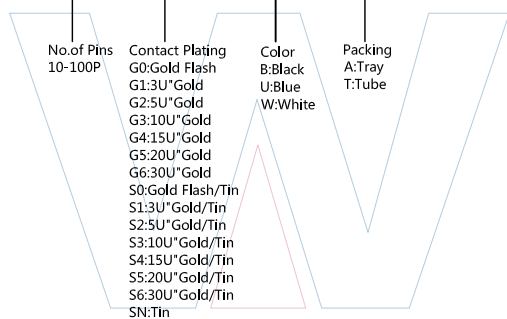


Recommended P.C.B Layout(Top Side)
(PCB BOARD TOLERANCE±0.05)



PART NUMBER CODING

BHCR04- XX XX 1 X X 1

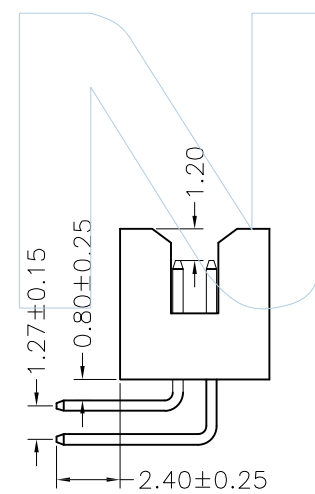
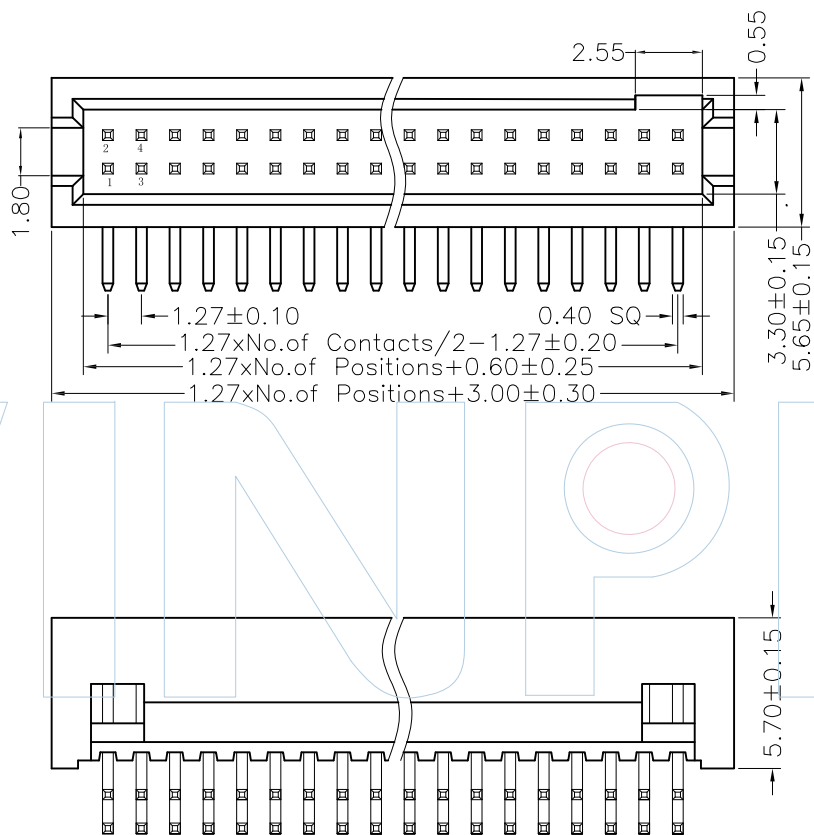


No. of Pins
10-100P

Contact Plating
G0:Gold Flash
G1:3U"Gold
G2:5U"Gold
G3:10U"Gold
G4:15U"Gold
G5:20U"Gold
G6:30U"Gold
S0:Gold Flash/Tin
S1:3U"Gold/Tin
S2:5U"Gold/Tin
S3:10U"Gold/Tin
S4:15U"Gold/Tin
S5:20U"Gold/Tin
S6:30U"Gold/Tin
SN:Tin

Color
B:Black
U:Blue
W:White

Packing
A:Tray
T:Tube



Tel:+86 769 82581808 FAX:+86 769 81766192
E-Mail:sales@winpin.net Http:www.winpin.net

PART NO: BHCR04-XXXX1XX1

TITLE: 1.27 BOX HEADER 90°H=5.7

NOTES:
Current Rating:1AMP
Withstand Voltage:500V AC/DC
Contact Resistance:30mΩ Max
Insulation Resistance:1000MΩ Min
Operation Temperature:-40°C to +105°C

Contact Material:Brass
Contact Plating:Au or Sn over Ni
Insulator Material:PA6T+30%GF(UL94V-0)

UNLESS OTHERWISE SPECIFIED DIMENSIONS ARE IN METRIC TOLERANCES ARE:
DECIMALS Angle
X.X:±0.40 ± 3°
X.XX:±0.25
X.XXX:±0.15

SCALE	1:1
UNIT	MM
PROJ.	
SHEET	

A0	2015/06/25	NEW	Hua.ZT		Hua.ZT
REV	DATE	MODIFICATION DESCRIPTIO	DRAW	CHANGE	APPROVE