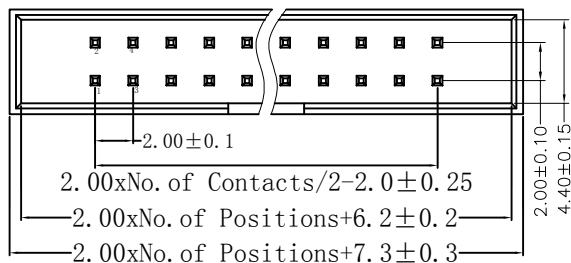
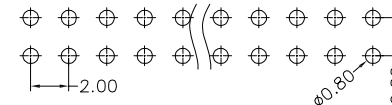


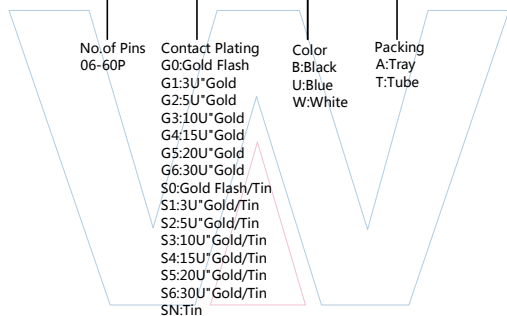


Recommended P.C.B Layout(Top Side)
(PCB BOARD TOLERANCE±0.05)



PART NUMBER CODING

BHES05- XX XX 2 X X 1

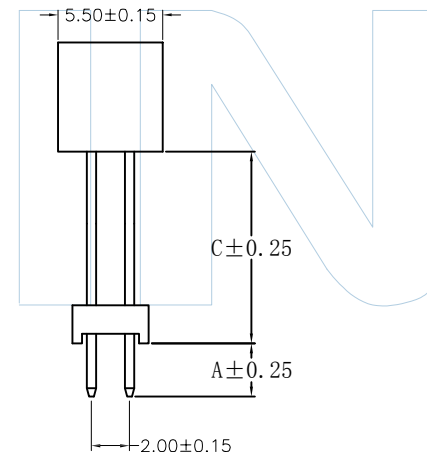
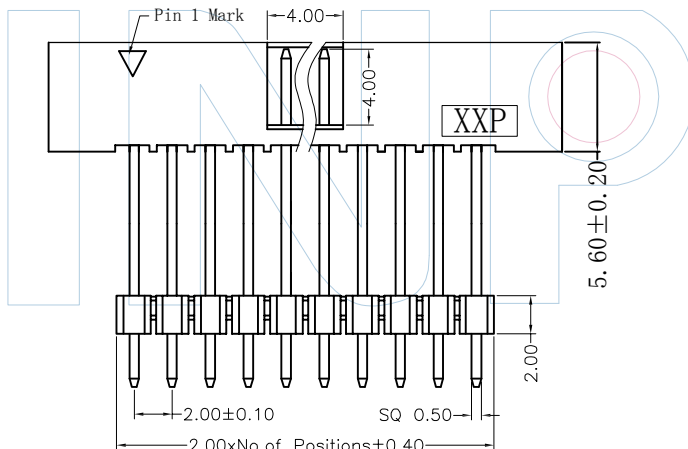


No. of Pins
06-60P

Contact Plating
G0:Gold Flash
G1:3U*Gold
G2:5U*Gold
G3:10U*Gold
G4:15U*Gold
G5:20U*Gold
G6:30U*Gold
S0:Gold Flash/Tin
S1:3U*Gold/Tin
S2:5U*Gold/Tin
S3:10U*Gold/Tin
S4:15U*Gold/Tin
S5:20U*Gold/Tin
S6:30U*Gold/Tin
SN:Tin

Color
B:Black
U:Blue
W:White

Packing
A:Tray
T:Tube



Part No.	Dimension antitheses list	
	A	C
BHES05-XXXX2XX1	2.8	7.0



Tel:+86 769 82581808
E-Mail:sales@winpin.net

FAX:+86 769 81766192
Http:www.winpin.net

PART NO: BHES05-XXXX2XX1

TITLE: 2.00 BOX HEADER 180° H=5.6 ADD HOUSING

NOTES:
Current Rating: 2 AMP
Withstand Voltage:500V AC/DC
Contact Resistance:20mΩ Max
Insulation Resistance:1000MΩ Min
Operation Temperature:-40°C to +105°C

Contact Material:Brass
Contact Plating:Au or Sn over Ni
Insulator Material:PA6T+30%GF(UL94V-0)

UNLESS OTHERWISE SPECIFIED DIMENSIONS ARE IN METRIC TOLERANCES ARE:
DECIMALS Angle
X.X:±0.40 ± 3°
X.XX:±0.25
X.XXX:±0.15

SCALE	1:1
UNIT	MM
PROJ.	
SHEET	

A0	2022/03/16	NEW	GF.He	Andy	Bobby
REV	DATE	MODIFICATION DESCRIPTIO	DRAW	CHANGE	APPROVE