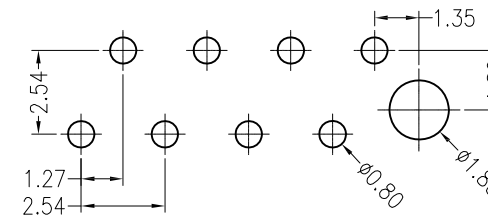
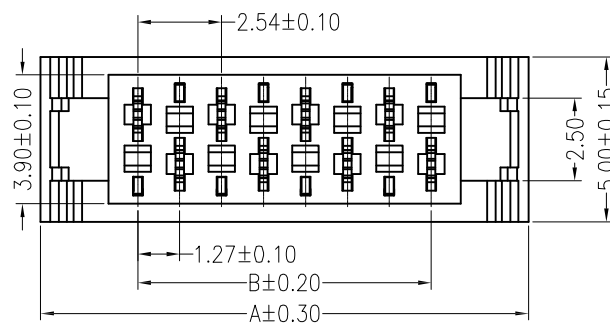




Recommended P.C.B Layout(Top Side)  
(PCB BOARD TOLERANCE±0.05)



### PART NUMBER CODING

MMFS-XX XX X X 2

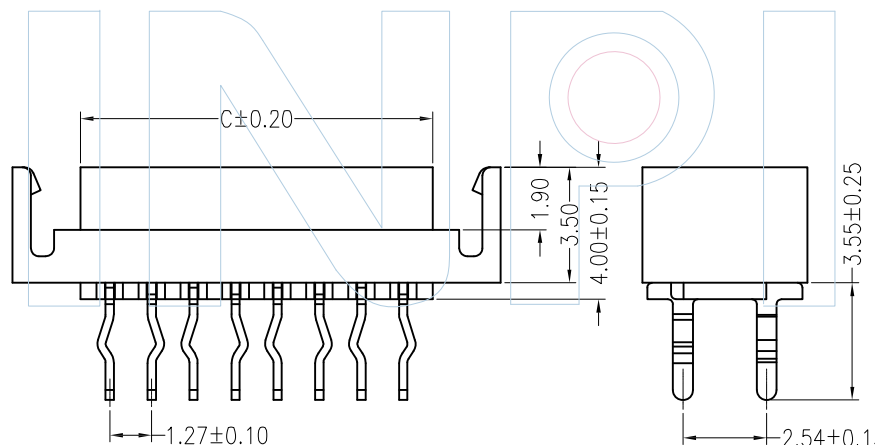
No. of Pins  
4-26

Contact Plating

- G0:Gold Flash
- G1:3U\*Gold
- G2:5U\*Gold
- G3:10U\*Gold
- G4:15U\*Gold
- G5:20U\*Gold
- G6:30U\*Gold
- S0:Gold Flash/Tin
- S1:3U\*Gold/Tin
- S2:5U\*Gold/Tin
- S3:10U\*Gold/Tin
- S4:15U\*Gold/Tin
- S5:20U\*Gold/Tin
- S6:30U\*Gold/Tin
- SN:Tin

Material  
A=PBT  
C=PA6T  
E=PA46

Packing  
T=Tube



### Specification & Ordering Information:

Circuit	Part No.	Dimension			Q'ty /Tube
		A	B	C	
04	MMFS-04XXXX2	9.70	3.81	5.60	59
06	MMFS-06XXXX2	12.24	6.35	8.14	47
08	MMFS-08XXXX2	14.78	8.89	10.68	39
10	MMFS-10XXXX2	17.32	11.43	13.22	33
12	MMFS-12XXXX2	19.86	13.97	15.76	29
14	MMFS-14XXXX2	22.40	16.51	18.30	25
16	MMFS-16XXXX2	24.94	19.05	20.84	23
18	MMFS-18XXXX2	27.48	21.59	23.38	21
20	MMFS-20XXXX2	30.02	24.13	25.92	19
22	MMFS-22XXXX2	32.56	26.67	28.46	17
24	MMFS-24XXXX2	35.10	29.21	31.00	14
26	MMFS-26XXXX2	37.64	31.75	33.54	11



Tel:+86 769 82581808 FAX:+86 769 81766192  
E-Mail:winpin@win-pin.com Http:www.win-pin.com

NOTES:  
Current Rating:.1.0AMP  
Withstand Voltage:500V AC/DC  
Contact Resistance:20mΩ Max  
Insulation Resistance:1000MΩ Min  
Operation Temperature:-40°C to +105°C

Contact Material:Phosphor Bronze  
Contact Plating:Sn over Ni  
Insulator Material:High Temperature plastic (UL94V-0)

UNLESS OTHERWISE SPECIFIED DIMENSIONS ARE IN METRIC TOLERANCES ARE:  
DECIMALS Angle  
X.X:±0.40 ± 3°  
X.XX:±0.25  
X.XXX:±0.15

PART NO: MMFS-XXXXXX2

TITLE: Micro Match Socket 180°DIP With Latch

SCALE 1:1  
UNIT MM  
PROJ.   
SHEET

A0	2015/06/25	NEW	Hua.ZT		Hua.ZT
REV	DATE	MODIFICATION DESCRIPTIO	DRAW	CHANGE	APPROVE