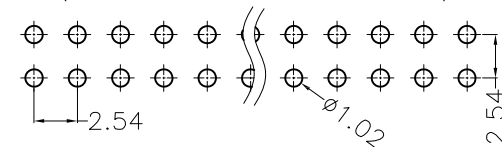


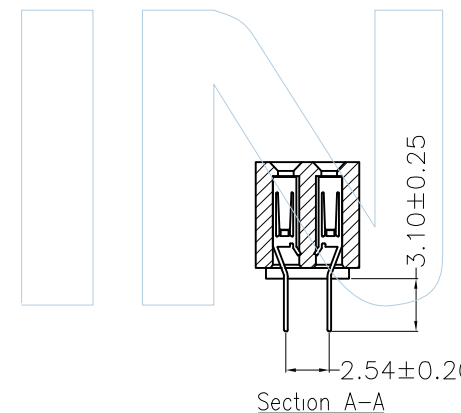
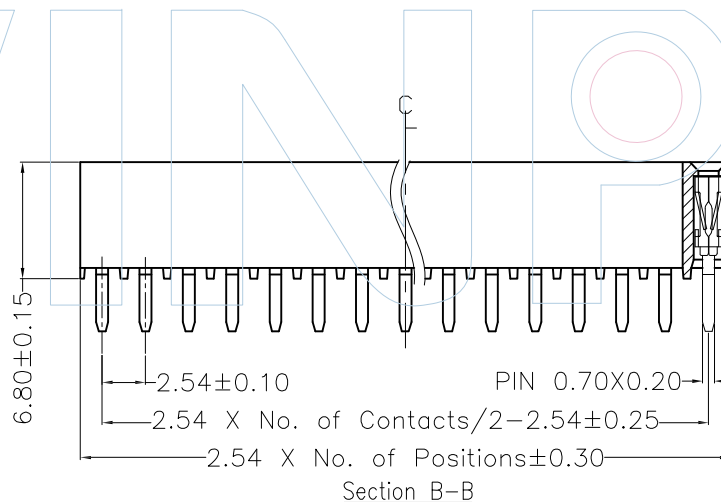
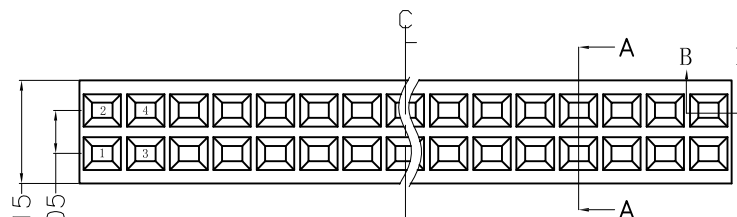


Recommended P.C.B Layout(TOP Side)
(PCB BOARD TOLERANCE±0.05)



PART NUMBER CODING
FHFS68- 2 XX XX X U X 1

- No.of Pins Row:02-40Pin
- Contact Plating
G0:Gold Flash
G1:3U"Gold
G2:5U"Gold
G3:10U"Gold
G4:15U"Gold
G5:20U"Gold
G6:30U"Gold
S0:Gold Flash/Tin
S1:3U"Gold/Tin
S2:5U"Gold/Tin
S3:10U"Gold/Tin
S4:15U"Gold/Tin
S5:20U"Gold/Tin
S6:30U"Gold/Tin
SN:Tin
- Insulator Material/Colour
A:PBT/BLACK
C:PA6T/Black
- Packing A=Tray T=Tube



Tel:+86 769 82581808 FAX:+86 769 81766192
E-Mail:winpin@win-pin.com Http:www.win-pin.com

PART NO: FHFS68-2XXXXXUX1

TITLE: FH2.54mm Dual Female H=6.8mm 180°

NOTES:
Current Rating:3.0AMP
Contact Resistance:20mΩ Max
Insulation Resistance:1000MΩ Min
Withstand Voltage:500V AC/Minute
Operation Temperature:-55°C to +125°C

Contact Material:Phosphor Bronze
Contact Plating:Au over Ni
Insulator Material:Polyester (UL94V-0)
Standard:PA6T Or PBT +30%GF Black

UNLESS OTHERWISE SPECIFIED DIMENSIONS ARE IN METRIC
TOLERANCES ARE:
DECIMALS Angle
X.X:±0.40 ± 3°
X.XX:±0.25
X.XXX:±0.15

SCALE	1:1
UNIT	MM
PROJ.	
SHEET	

A0	2015/06/25	NEW	Hua.ZT		Hua.ZT
REV	DATE	MODIFICATION DESCRIPTIO	DRAW	CHANGE	APPROVE