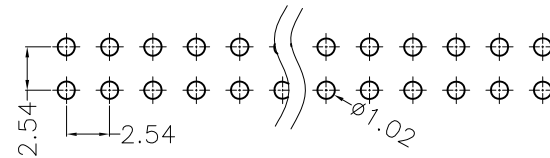


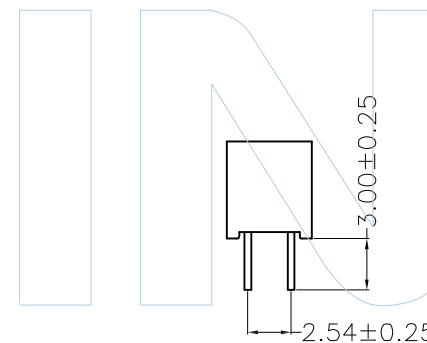
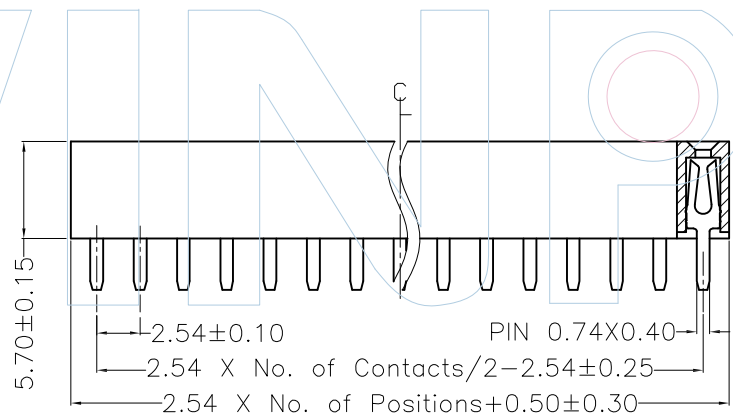
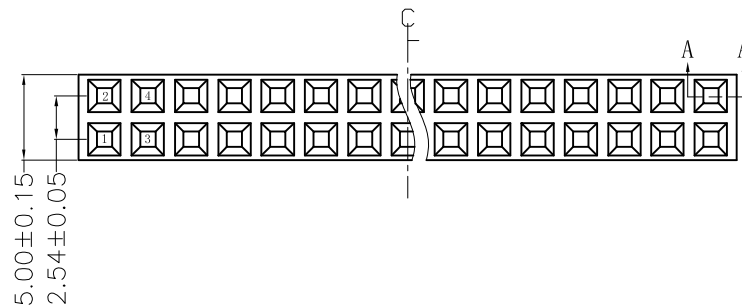


Recommended P.C.B Layout(TOP Side)  
(PCB BOARD TOLERANCE±0.05)



**PART NUMBER CODING**  
**FHFS57- 2 XX XX X Y X 1**

- No. of Pins Row: 02-40 Pin
- Contact Plating  
 G0: Gold Flash  
 G1: 3U" Gold  
 G2: 5U" Gold  
 G3: 10U" Gold  
 G4: 15U" Gold  
 G5: 20U" Gold  
 G6: 30U" Gold  
 S0: Gold Flash/Tin  
 S1: 3U" Gold/Tin  
 S2: 5U" Gold/Tin  
 S3: 10U" Gold/Tin  
 S4: 15U" Gold/Tin  
 S5: 20U" Gold/Tin  
 S6: 30U" Gold/Tin  
 SN: Tin
- Insulator Material/Colour  
 A: PBT/BLACK  
 C: PA6T/Black
- Packing T=Tube



SECTION: A-A



Tel: +86 769 82581808 FAX: +86 769 81766192  
 E-Mail: winpin@win-pin.com Http: www.win-pin.com

PART NO: FHFS57-2XXXXXX1

TITLE: FH2.54mm Dual Female H=5.7mm 180°

**NOTES:**  
 Current Rating: 3.0AMP  
 Contact Resistance: 20mΩ Max  
 Insulation Resistance: 1000MΩ Min  
 Withstand Voltage: 500V AC/Minute  
 Operation Temperature: -55°C to +125°C

Contact Material: Phosphor Bronze  
 Contact Plating: Au over Ni  
 Insulator Material: Polyester (UL94V-0)  
 Standard: PA6T Or PBT +30%GF Black

UNLESS OTHERWISE SPECIFIED DIMENSIONS ARE IN METRIC TOLERANCES ARE:  
 DECIMALS Angle  
 X.X: ±0.40 ± 3°  
 X.XX: ±0.25  
 X.XXX: ±0.15

SCALE	1:1
UNIT	MM
PROJ.	
SHEET	

A0	2015/06/25	NEW	Hua.ZT		Hua.ZT
REV	DATE	MODIFICATION DESCRIPTIO	DRAW	CHANGE	APPROVE