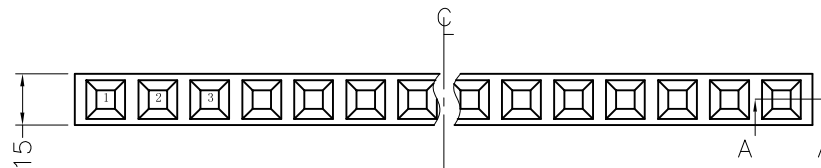
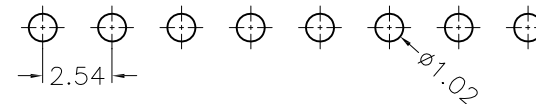




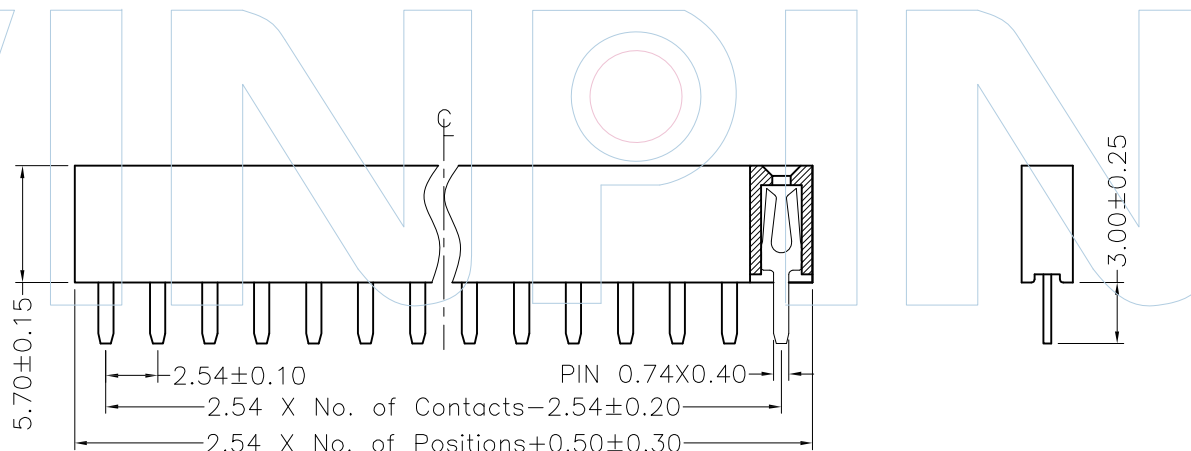
Recommended P.C.B Layout(TOP Side)  
(PCB BOARD TOLERANCE±0.05)



PART NUMBER CODING

FHFS57- 1 XX XX X Y X 1

- No.of Pins Row:02-40Pin
- Contact Plating  
G0:Gold Flash  
G1:3U"Gold  
G2:5U"Gold  
G3:10U"Gold  
G4:15U"Gold  
G5:20U"Gold  
G6:30U"Gold  
S0:Gold Flash/Tin  
S1:3U"Gold/Tin  
S2:5U"Gold/Tin  
S3:10U"Gold/Tin  
S4:15U"Gold/Tin  
S5:20U"Gold/Tin  
S6:30U"Gold/Tin  
SN:Tin
- Insulator Material/Colour  
A:PBT/BLACK  
C:PA6T/Black
- Packing T=Tube



SECTION: A-A



Tel:+86 769 82581808 FAX:+86 769 81766192  
E-Mail:winpin@win-pin.com Http://www.win-pin.com

PART NO: FHFS57-1XXXXXX1

TITLE: FH2.54mm Dual Female H=5.7mm 180°

NOTES:  
Current Rating:3.0AMP  
Contact Resistance:20mΩ Max  
Insulation Resistance:1000MΩ Min  
Withstand Voltage:500V AC/Minute  
Operation Temperature:-55°C to +125°C

Contact Material:Phosphor Bronze  
Contact Plating:Au over Ni  
Insulator Material:Polyester (UL94V-0)  
Standard:PA6T Or PBT Or LCP+30%GF Black

UNLESS OTHERWISE SPECIFIED DIMENSIONS ARE IN METRIC TOLERANCES ARE:  
DECIMALS Angle  
X.X:±0.40 ± 3°  
X.XX:±0.25  
X.XXX:±0.15

SCALE	1:1
UNIT	MM
PROJ.	
SHEET	

A0	2015/06/25	NEW	Hua.ZT		Hua.ZT
REV	DATE	MODIFICATION DESCRIPTIO	DRAW	CHANGE	APPROVE