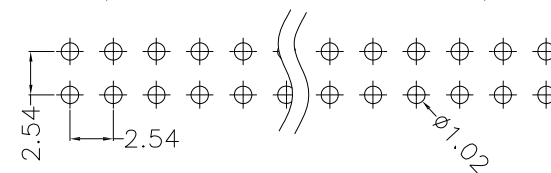


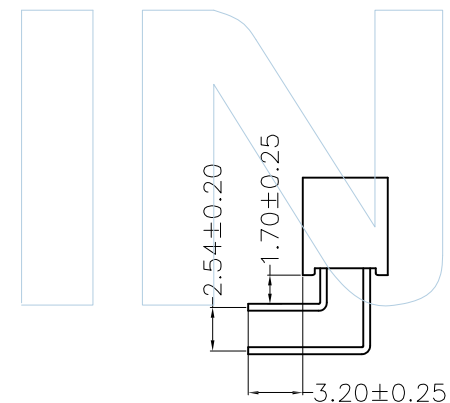
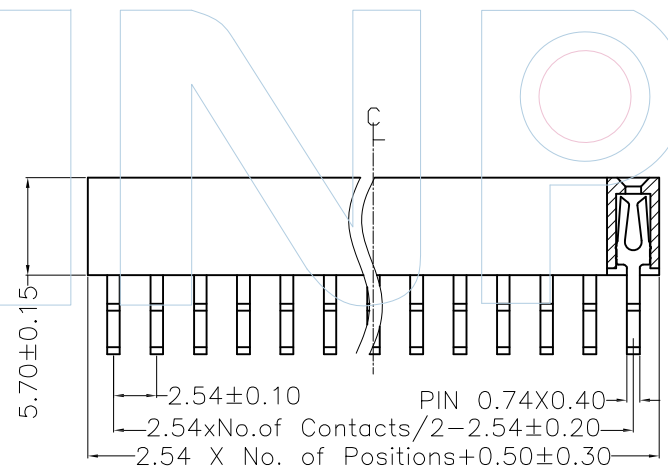
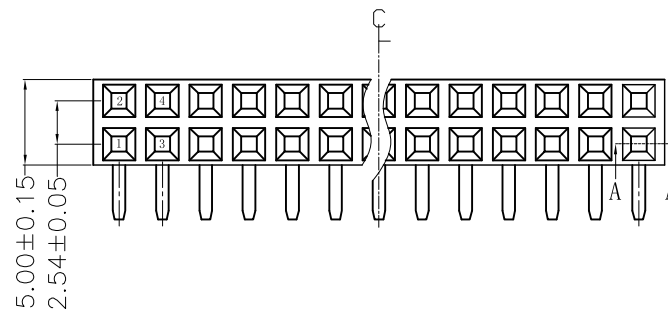
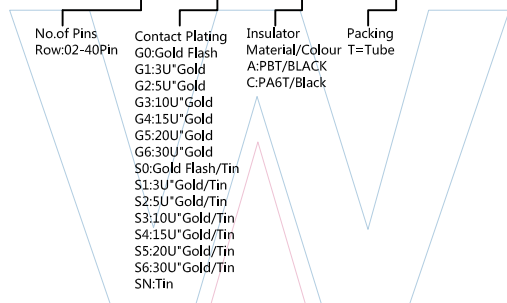


Recommended P.C.B Layout(TOP Side)
(PCB BOARD TOLERANCE±0.05)



PART NUMBER CODING

FHFR57- 2 XX XX X Y X 1



SECTION: A-A



Tel: +86 769 82581808 FAX: +86 769 81766192
E-Mail: winpin@win-pin.com Http://www.win-pin.com

PART NO: FHFR57-2XXXXXXYX1

TITLE: FH2.54mm Dual Female H=5.7mm 90°

NOTES:
Current Rating:3.0AMP
Contact Resistance:20mΩ Max
Insulation Resistance:1000MΩ Min
Withstand Voltage:500V AC/Minute
Operation Temperature:-55°C to +125°C

Contact Material:Phosphor Bronze
Contact Plating: Au over Ni
Insulator Material:Polyester (UL94V-0)
Standard:PA6T Or PBT +30%GF Black

UNLESS OTHERWISE SPECIFIED DIMENSIONS ARE IN METRIC TOLERANCES ARE:
DECIMALS Angle
X.X:±0.40 ± 3°
X.XX:±0.25
X.XXX:±0.15

SCALE	1:1
UNIT	MM
PROJ.	
SHEET	

A0	2015/06/25	NEW	Hua.ZT		Hua.ZT
REV	DATE	MODIFICATION DESCRIPTIO	DRAW	CHANGE	APPROVE