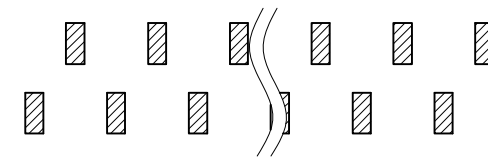
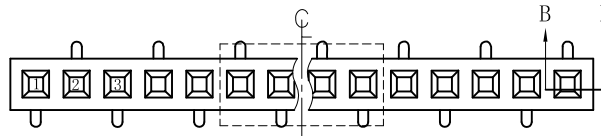




Recommended P.C.B Layout(TOP Side)  
(PCB BOARD TOLERANCE±0.05)

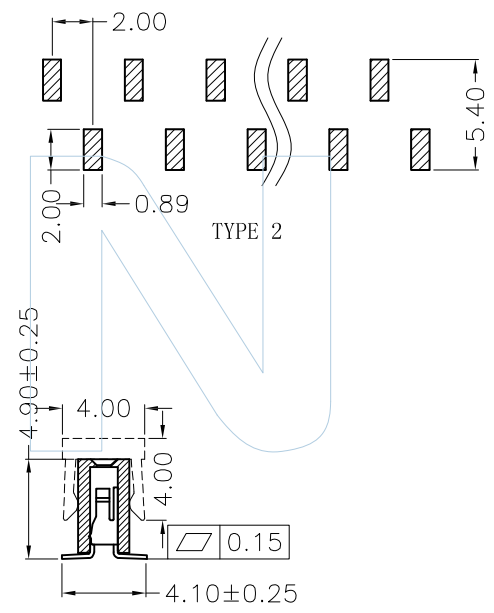
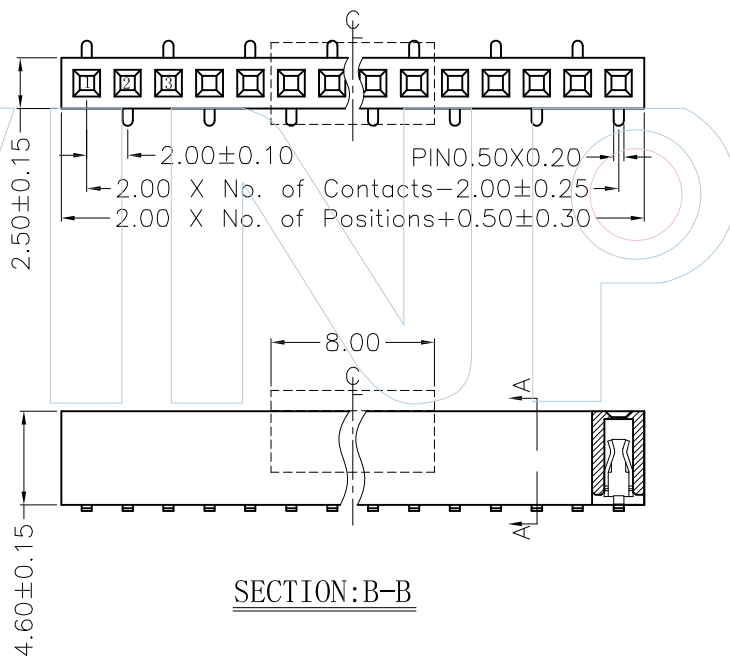


TYPE 1

PART NUMBER CODING

FHEM46-1XX XX X U X X

- No. of Pins Row:02-40Pin
- Contact Plating  
G0:Gold Flash  
G1:3U"Gold  
G2:5U"Gold  
G3:10U"Gold  
G4:15U"Gold  
G5:20U"Gold  
G6:30U"Gold  
S0:Gold Flash/Tin  
S1:3U"Gold/Tin  
S2:5U"Gold/Tin  
S3:10U"Gold/Tin  
S4:15U"Gold/Tin  
S5:20U"Gold/Tin  
S6:30U"Gold/Tin  
SN:Tin
- Insulator Material/Colour  
C:PA6T/Black
- Packing  
T=Tube  
P=Tube+Cap  
R=Tape&Reel+Cap
- Series No.  
1=Type1  
2=Type2



Tel:+86 769 82581808 FAX:+86 769 81766192  
E-Mail:winpin@win-pin.com Http:www.win-pin.com

PART NO: FHEM46-1XXXXUX  
TITLE: FH2.00mm Single Female H=4.6mm SMT

NOTES:  
Current Rating:2.0AMP  
Contact Resistance:20mΩ Max  
Insulation Resistance:100MΩ Min  
Withstand Voltage:500V AC/Minute  
Operation Temperature:-55°C to +125°C

Contact Material:Phosphor Bronze  
Contact Plating:Au over Ni  
Insulator Material:Polyester (UL94V-0)  
Standard:PA6T+30%GF Black

UNLESS OTHERWISE SPECIFIED DIMENSIONS ARE IN METRIC TOLERANCES ARE:  
DECIMALS Angle  
X.X:±0.40 ± 3°  
X.XX:±0.25  
X.XXX:±0.15  
SCALE 1:1  
UNIT MM  
PROJ.   
SHEET

A0	2015/06/25	NEW	Huan.Tan	Huan.Tan	
REV	DATE	MODIFICATION DESCRIPTIO	DRAW	CHANGE	APPROVE