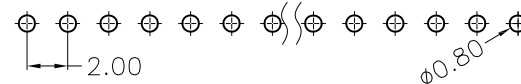


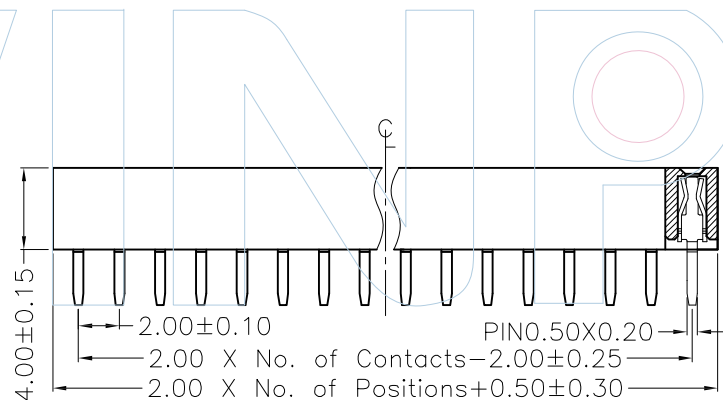
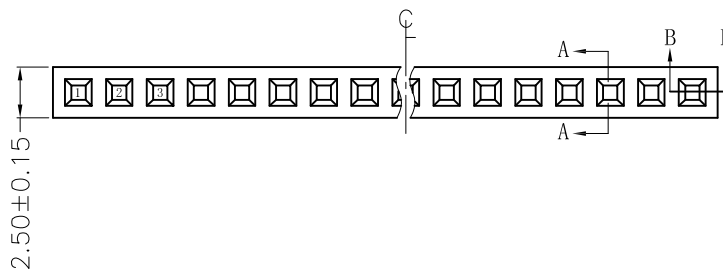


Recommended P.C.B Layout(TOP Side)
(PCB BOARD TOLERANCE±0.05)

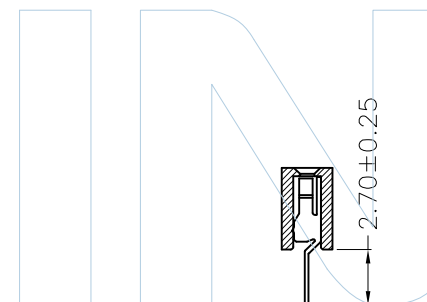


PART NUMBER CODING
FHES40- 1 XX XX X U X 1

- No. of Pins Row:02-40Pin
- Contact Plating
 - G0:Gold Flash
 - G1:3U" Gold
 - G2:5U" Gold
 - G3:10U" Gold
 - G4:15U" Gold
 - G5:20U" Gold
 - G6:30U" Gold
 - S0:Gold Flash/Tin
 - S1:3U" Gold/Tin
 - S2:5U" Gold/Tin
 - S3:10U" Gold/Tin
 - S4:15U" Gold/Tin
 - S5:20U" Gold/Tin
 - S6:30U" Gold/Tin
 - SN:Tin
- Insulator Material/Colour
C:PA6T/Black
- Packing
T=Tube
P=Tube+Cap



SECTION: B-B



SECTION: A-A



Tel: +86 769 82581808 FAX: +86 769 81766192
E-Mail: winpin@win-pin.com Http: www.win-pin.com

PART NO: FHES40-1XXXXXUX1

TITLE: FH2.00mm Single Female H=4.00mm 180°

NOTES:
Current Rating:2.0AMP
Contact Resistance:20mΩ Max
Insulation Resistance:1000MΩ Min
Withstand Voltage:500V AC/Minute
Operation Temperature:-55°C to +125°C

Contact Material:Phosphor Bronze
Contact Plating:Au over Ni
Insulator Material:Polyester (UL94V-0)
Standard:PA6T+30%GF Black

UNLESS OTHERWISE SPECIFIED DIMENSIONS ARE IN METRIC TOLERANCES ARE:
DECIMALS Angle
X.X:±0.40 ± 3°
X.XX:±0.25
X.XXX:±0.15

SCALE	1:1
UNIT	MM
PROJ.	
SHEET	

A0	2015/06/25	NEW	Huan.Tan		Huan.Tan
REV	DATE	MODIFICATION DESCRIPTIO	DRAW	CHANGE	APPROVE