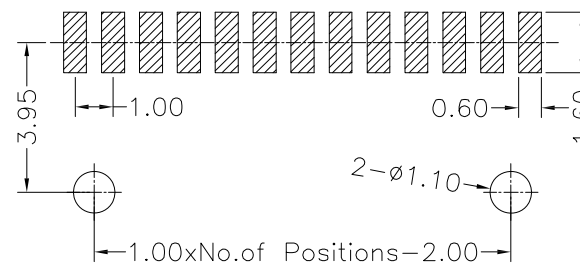




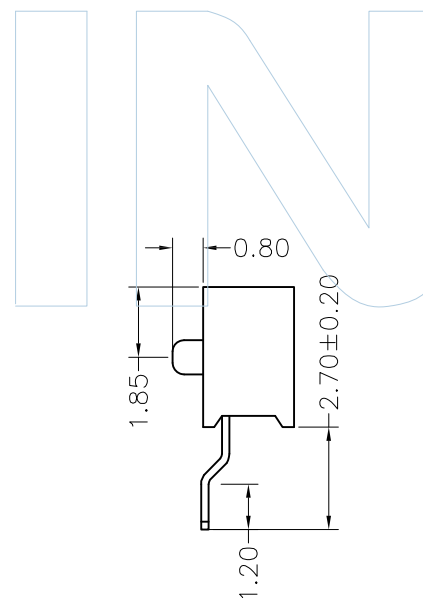
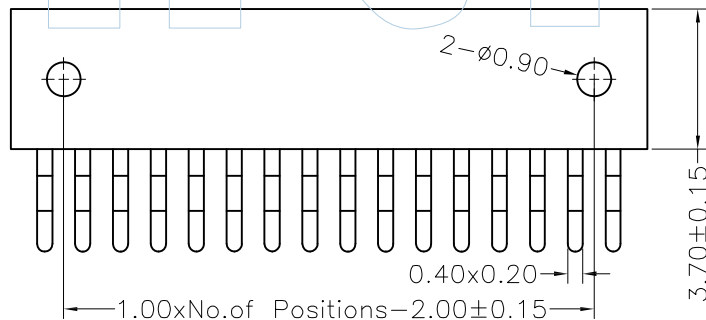
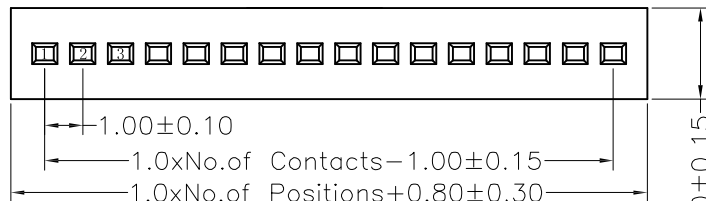
Recommended P.C.B Layout(Top Side)
(PCB BOARD TOLERANCE±0.05)



PART NUMBER CODING

FHBZ37- 1 XX XX X U X 1

No.of Pins Row:02-50Pin
 Contact Plating
 G0:Gold Flash
 G1:3U"Gold
 G2:5U"Gold
 G3:10U"Gold
 G4:15U"Gold
 G5:20U"Gold
 G6:30U"Gold
 S0:Gold Flash/Tin
 S1:3U"Gold/Tin
 S2:5U"Gold/Tin
 S3:10U"Gold/Tin
 S4:15U"Gold/Tin
 S5:20U"Gold/Tin
 S6:30U"Gold/Tin
 SN:Tin
 Insulator Material/Colour
 C:PA6T/Black
 Packing
 T=Tube
 P=Tube+Cap
 R=Tape&Reel+Cap



Tel:+86 769 82581808 FAX:+86 769 81766192
 E-Mail:winpin@win-pin.com Http:www.win-pin.com

PART NO: FHBZ37-1XXXXXUX1

TITLE: FH1.0mm Single Row 90° SMT H=3.70mm

NOTES:
 Current Rating:1.0AMP
 Contact Resistance:20mΩ Max
 Insulation Resistance:1000MΩ Min
 Withstand Voltage:500V AC/Minute
 Operation Temperature:-55°C to +125°C

Contact Material:Phosphor Bronze
 Contact Plating:Au over Ni
 Insulator Material:Polyester (UL94V-0)
 Standard:PA6T+30%GF Black

UNLESS OTHERWISE SPECIFIED DIMENSIONS ARE IN METRIC TOLERANCES ARE:
 DECIMALS Angle
 X.X:±0.40 ± 3°
 X.XX:±0.25
 X.XXX:±0.15

SCALE 1:1
 UNIT MM
 PROJ.
 SHEET

A0	2015/06/25	NEW	Huan.Tan	Huan.Tan
REV	DATE	MODIFICATION DESCRIPTIO	DRAW	CHANGE APPROVE